




2007 Royal Melbourne Show Carcase Competition.

Competition Date: 21/09/2007

Quartering Site: 10-11 Rib

EXHIBITOR BY CLASS



NSW DEPARTMENT OF
PRIMARY INDUSTRIES

151	C	486	295	61%	Yanco Agricultural high School	10	10	1B	5	1	4.5	0	19.5	8	15.0	71	11.3	26.3	0	M	60	130	1.0	380	5.49	35.357	81.154
47	C	408	252	62%	Geelong Grammer School	15	6	1C	5	1	4	0	15.0	11	13.0	75	17.5	30.5	0	M	60	110	1.1	350	5.45	35.271	80.737
16	C	405	246	61%	P Brown & L Ward	6	8	2	4	2	4.5	0	16.5	8	15.0	69	14.6	29.6	0	M	55	110	0.8	300	5.48	34.548	80.669
15	C	427	259	61%	Billabong High School	6	8	1B	5	1	4	0	17.0	7	15.0	69	13.4	28.4	0	M	55	100	0.2	270	5.35	34.548	79.987
7	C	518	287	55%	Barham High School	9	10	1C	5	2	4.5	0	19.5	11	13.0	71	12.0	25.0	0	M	55	120	1.0	350	5.46	35.271	79.796
129	C	476	271	57%	St Pauls College	13	10	2	4	3	4	0	18.0	13	9.0	78	17.4	26.4	0	M	60	120	1.2	370	5.54	35.300	79.734
4	C	497	290	58%	Barham High School	8	10	2	4	1	4	0	18.0	12	11.0	77	15.1	26.1	0	M	70	110	0.8	330	5.57	34.571	78.713
53	C	496	286	58%	Glenormiston Campus-South West In	11	10	2	4	2	4	0	18.0	8	15.0	70	11.8	26.6	0	M	45	120	0.3	260	5.59	34.100	78.650
95	C	461	274	59%	Northern Melbourne Institute of Tafe	11	10	3	2	2	3.5	0	15.5	9	15.0	71	13.2	28.2	0	M	50	120	0.4	320	5.62	34.543	78.249
5	C	466	257	55%	Barham High School	7	9	2	4	1	4	0	17.0	7	15.0	67	12.5	27.5	0	M	50	150	0.2	270	5.42	33.700	78.191
89	C	428	257	60%	Nagle College	10	10	3	2	3	4	0	16.0	10	15.0	66	11.9	26.9	0	M	65	120	1.0	380	5.64	35.243	78.169
31	C	448	275	61%	Finley High School	12	10	1C	5	1	3.5	0	18.5	12	11.0	72	13.7	24.7	0	M	60	110	0.7	330	5.58	34.571	77.751
52	C	449	264	59%	Glenormiston Campus-South West In	9	10	3	2	4	5	0	17.0	7	15.0	67	11.9	26.9	0	M	60	130	0.1	240	5.56	33.757	77.612
41	C	414	242	58%	Geelong Grammar School	9	10	2	4	2	4	0	18.0	9	15.0	60	9.9	24.9	0	M	55	120	0.8	340	5.48	34.595	77.495
88	C	421	246	58%	Mc Kay Bros	6	8	1B	5	2	3.5	0	16.5	7	15.0	63	11.2	26.2	0	M	50	100	0.4	270	5.38	34.538	77.269
105	C	464	277	60%	H Rogers	15	6	1C	5	5	4	0	15.0	10	15.0	68	11.2	26.2	0	M	60	130	1.3	390	5.53	35.371	76.610
127	C	498	292	59%	St Pauls College	17	2	2	4	3	4	0	10.0	11	13.0	84	18.9	31.9	0	M	65	140	0.3	330	5.48	34.581	76.495
140	C	472	290	61%	KT & CP Willoughby	5	7	3	2	2	2.5	0	11.5	7	15.0	79	16.3	31.3	0	M	70	120	0.1	200	5.67	33.471	76.243
19	C	441	281	64%	Chairo Christian School	4	5	1C	5	1	2	0	12.0	4	10.0	89	20.0	30.0	0	M	55	130	0.1	200	5.54	33.619	75.619
94	C	453	297	66%	Nagle College	4	5	2	4	1	2.5	0	11.5	4	10.0	95	20.0	30.0	0	M	55	130	0.1	240	5.53	33.767	75.267
87	C	423	254	60%	Mc Kay Bros	6	8	2	4	3	4	0	16.0	9	15.0	60	8.8	23.8	0	M	45	120	1.6	400	5.60	35.310	75.119
6	C	422	248	59%	Barham high School	13	10	2	4	3	4	0	18.0	12	11.0	62	10.5	21.5	0	M	50	120	1.2	370	5.57	35.257	74.742
63	C	410	244	60%	Gundagai high School	5	7	2	4	4	4	0	15.0	8	15.0	60	9.7	24.7	0	M	45	100	1.3	260	5.50	34.486	74.204
48	C	428	252	59%	Geelong Grammar School	7	9	1C	5	2	4.5	0	18.5	12	11.0	62	10.1	21.1	0	M	50	110	0.1	230	5.51	34.095	73.716
51	C	449	272	61%	Glenormiston Campus-South West In	5	7	3	2	3	4	0	13.0	9	15.0	67	11.1	26.1	0	M	50	140	1.0	340	5.61	34.543	73.671
8	C	493	284	58%	Barham High School	5	7	3	2	2	4	0	13.0	12	11.0	69	11.2	22.2	0	M	50	110	0.1	230	5.66	33.662	68.829
73	C	452	279	62%	Longerenong College	12	10	1C	5	2	4.5	0	19.5	14	7.0	60	6.5	13.5	0	M	50	110	2.0	450	5.64	35.438	68.474
134	C	488	276	57%	Swifts Creek Secondary College	6	8	3	2	4	3.5	0	13.5	5	13.0	63	8.5	21.5	0	M	50	120	0.1	200	5.67	33.467	68.471
106	C	496	286	58%	H Rogers	10	10	4	1	3	4.5	0	15.5	9	15.0	78	16.1	31.1	0	M	60	120	1.2	370	5.94	0.000	46.570

Disclaimer

Should an operator of the MSA / NSW DPI competition model utilise the "spare" market category, and compile score results that differ to the default options, MSA will not assume responsibility for complaints relating to competition results.

* A 5 point penalty will be allocated for carcasses above Fat Colour (FC) of AusMeat 4

* Market Spec Legend

P8 - P8 Fat (mm)
MC - Meat Colour (1a - 7)
DIST - Fat Distribution (1 - 5)

** SMY Legend

RFT - Rib Fat (mm)
EMA - Eye Muscle Area (sq cm)

*** MSA Legend

TBC - Tropical Breed Content (%)
Sex - Male or Female (M/F)
Hump - Hump Height (mm)
OSS - Ossification (100 - 590)
AUSMB - AusMeat Marbling (1 - 9)
MSAMB - MSA Marbling (100 - 1100)
pH - Meat pH (5.3 - 5.7)
FC - Fat Colour (0 - 8)

MSA Specification

To receive eating quality points, carcasses must meet minimum MSA specifications. Reasons carcasses receive no points:

1. Rib Fat less than 3mm
2. Ossification score of 300 or greater
3. Fat Distribution inadequate
4. pH above 5.7
5. Meat Colour of 1a or greater than 3



2007 Royal Melbourne Show Carcase Competition.

Competition Date: 21/09/2007

Quarterming Site: 10-11 Rib

EXHIBITOR BY CLASS



NSW DEPARTMENT OF
PRIMARY INDUSTRIES

136		C	486	289	59%	Wagga Wagga High School	10	10	6	0	2	4	0	14.0	8	15.0	78	15.8	30.8	0	M	80	150	0.2	250	6.98	0.000	44.797
49		C	457	263	58%	Glen Goulburn Poll Herefords	10	10	4	1	2	4.5	0	15.5	8	15.0	70	13.6	28.6	0	M	55	110	1.4	400	5.77	0.000	44.141
37		C	498	292	59%	Finley High School	9	10	5	0	1	4.5	0	14.5	11	13.0	68	9.9	22.9	0	M	60	130	1.2	370	5.87	0.000	37.375

Disclaimer

Should an operator of the MSA / NSW DPI competition model utilise the "spare" market category, and compile score results that differ to the default options, MSA will not assume responsibility for complaints relating to competition results.

* A 5 point penalty will be allocated for carcasses above Fat Colour (FC) of AusMeat 4

* Market Spec Legend

P8 - P8 Fat (mm)
MC - Meat Colour (1a - 7)
DIST - Fat Distribution (1 - 5)

** SMY Legend

RFT - Rib Fat (mm)
EMA - Eye Muscle Area (sq cm)

*** MSA Legend

TBC - Tropical Breed Content (%)
Sex - Male or Female (M/F)
Hump - Hump Height (mm)
OSS - Ossification (100 - 590)
AUSMB - AusMeat Marbling (1 - 9)
MSAMB - MSA Marbling (100 - 1100)
pH - Meat pH (5.3 - 5.7)
FC - Fat Colour (0 - 8)

MSA Specification

To receive eating quality points, carcasses must meet minimum MSA specifications.
Reasons carcasses receive no points:

1. Rib Fat less than 3mm
2. Ossification score of 300 or greater
3. Fat Distribution inadequate
4. pH above 5.7
5. Meat Colour of 1a or greater than 3



2007 Royal Melbourne Show Carcase Competition.

Competition Date: 21/09/2007

Quarterming Site: 10-11 Rib

EXHIBITOR BY CLASS



NSW DEPARTMENT OF
PRIMARY INDUSTRIES

Class: 4 - Export 300.1 - 420kg

Body No	Tag ID	Market Cat	Live Weight	HSCW	Dress %	Breed Type	Exhibitor Details	Market Specifications *						Saleable Meat Yield **					MSA - Eating Quality ***							Grand Total			
								P8 Fat		MC		FC	DIST	Penalty Points	Total	RFT		EMA		Total	TBC	Sex	Hump	OSS	AUS MB		MSA MB	pH	Total
								(mm)	/ 10	1a-7	/ 5	Value	/ 5	/ 20	(mm)	/ 15	sq cm	/ 20	/ 35	/ 45									
70		D	516	309	60%		Longerenong College	11	9	1C	5	1	4.5	0	18.5	10	15.0	93	20.0	35.0	0	M	60	140	2.0	460	5.45	35.833	89.333
115		D	491	307	63%		St Johns College-Dubbo	14	10	1B	5	2	4	0	19.0	12	15.0	91	20.0	35.0	0	M	60	120	1.2	370	5.56	35.290	89.290
107		D	604	373	62%		H A Seeley	11	9	2	4	3	4	0	17.0	12	15.0	120	20.0	35.0	0	M	65	130	0.4	320	5.51	34.614	86.614
108		D	668	408	61%		H A Seeley	9	7	1C	5	2	4	0	16.0	10	15.0	113	20.0	35.0	0	M	70	130	1.0	350	5.47	35.357	86.357
75		D	520	341	66%		Longerenong College	10	8	1B	5	1	4.5	0	17.5	8	15.0	105	20.0	35.0	0	M	70	130	0.3	220	5.57	33.729	86.229
85		D	545	344	63%		Marist-Sion College Warragul	10	8	2	4	2	4.5	0	16.5	10	15.0	96	20.0	35.0	0	M	70	130	1.0	340	5.57	34.610	86.110
119		D	578	374	65%		St Johns College-Dubbo	18	8	2	4	2	4	0	16.0	12	15.0	108	20.0	35.0	0	M	70	160	1.4	380	5.52	34.552	85.552
22		D	494	312	63%		Chairo Christain School	11	9	1C	5	3	3	0	17.0	8	15.0	105	20.0	35.0	0	F	70	190	0.4	280	5.44	33.452	85.452
130		D	546	320	59%		St Pauls College	13	10	1C	5	4	3.5	0	18.5	11	15.0	85	16.9	31.9	0	M	65	140	0.2	260	5.49	34.500	84.934
86		D	560	345	62%		Marist-Sion College Warragul	11	9	2	4	2	4	0	17.0	10	15.0	89	16.9	31.9	0	M	65	140	2.0	430	5.48	35.743	84.664
29		D	536	306	57%		Finley High School	11	9	3	2	2	4.5	0	15.5	11	15.0	87	19.3	34.3	0	M	65	150	1.8	380	5.58	34.543	84.380
83		D	606	384	63%		Marist-Sion College Warragul	9	7	1C	5	1	4	0	16.0	10	15.0	97	17.9	32.9	0	M	70	140	1.7	370	5.52	35.343	84.239
84		D	520	329	63%		Marist-Sion College Warragul	9	7	2	4	3	3.5	0	14.5	8	15.0	99	20.0	35.0	0	M	65	130	0.3	280	5.56	34.524	84.024
113		D	630	382	61%		Silver Metal Investments Pty Ltd	10	8	2	4	3	4.5	0	16.5	9	15.0	95	16.9	31.9	0	M	55	150	1.3	370	5.56	34.567	83.014
103		D	528	333	63%		M O Sullivan	9	7	2	4	2	4	0	15.0	10	15.0	88	17.4	32.4	0	M	70	110	1.3	370	5.55	35.290	82.738
71		D	514	308	60%		Longerenong College	7	3	1C	5	2	4.5	0	12.5	9	15.0	86	18.6	33.6	0	M	60	110	1.0	360	5.48	35.281	81.371
120		D	471	310	66%		St Johns College-Dubbo	7	3	1B	5	1	3.5	0	11.5	12	15.0	100	20.0	35.0	0	M	60	110	0.3	250	5.49	34.505	81.005
34		D	562	326	58%		Finley High School	15	10	1B	5	1	4	0	19.0	11	15.0	75	10.7	25.7	0	M	65	100	1.0	370	5.40	35.376	80.115
128		D	598	357	60%		St Pauls College	8	5	1C	5	2	5	0	15.0	10	15.0	87	14.7	29.7	0	M	70	130	1.0	360	5.47	35.352	80.053
55		D	548	317	58%		Glenormiston Campus-South West In	15	10	1C	5	2	4.5	0	19.5	13	15.0	74	11.0	26.0	0	M	60	140	0.4	290	5.50	34.543	80.035
137		D	540	313	58%		Wagga Wagga High School	14	10	2	4	4	3.5	0	17.5	14	13.0	77	13.1	26.1	0	M	50	130	2.0	460	5.54	36.205	79.755
96		D	658	413	63%		Northern Melbourne Institute of Tafe	14	10	1C	5	2	3.5	0	18.5	15	11.0	96	14.7	25.7	0	M	65	150	2.3	400	5.50	35.371	79.566
56		D	538	312	58%		Glenormiston Campus-South West In	16	10	1C	5	3	4	0	19.0	13	15.0	71	9.8	24.8	0	M	50	140	1.5	390	5.49	35.381	79.132
24		D	516	308	60%		DJ & KA Dawson	9	7	1C	5	3	3.5	0	15.5	10	15.0	76	12.9	27.9	0	M	65	140	1.3	390	5.53	35.314	78.754
27		D	560	345	62%		Finley High School	7	3	2	4	2	4	0	11.0	12	15.0	91	18.1	33.1	0	M	70	140	0.5	320	5.60	34.557	78.609

Disclaimer

Should an operator of the MSA / NSW DPI competition model utilise the "spare" market category, and compile score results that differ to the default options, MSA will not assume responsibility for complaints relating to competition results.

* A 5 point penalty will be allocated for carcasses above Fat Colour (FC) of AusMeat 4

* Market Spec Legend

P8 - P8 Fat (mm)
MC - Meat Colour (1a - 7)
DIST - Fat Distribution (1 - 5)

** SMY Legend

RFT - Rib Fat (mm)
EMA - Eye Muscle Area (sq cm)

*** MSA Legend

TBC - Tropical Breed Content (%)
Sex - Male or Female (M/F)
Hump - Hump Height (mm)
OSS - Ossification (100 - 590)
AUSMB - AusMeat Marbling (1 - 9)
MSAMB - MSA Marbling (100 - 1100)
pH - Meat pH (5.3 - 5.7)
FC - Fat Colour (0 - 8)

MSA Specification

To receive eating quality points, carcasses must meet minimum MSA specifications. Reasons carcasses receive no points:

1. Rib Fat less than 3mm
2. Ossification score of 300 or greater
3. Fat Distribution inadequate
4. pH above 5.7
5. Meat Colour of 1a or greater than 3



2007 Royal Melbourne Show Carcase Competition.

Competition Date: 21/09/2007

Quartering Site: 10-11 Rib

EXHIBITOR BY CLASS



NSW DEPARTMENT OF
PRIMARY INDUSTRIES

91	D	475	306	64%	Nagle College	7	3	2	4	4	4.5	0	11.5	9	15.0	99	20.0	35.0	0	F	50	200	0.8	300	5.54	32.052	78.552
38	D	520	309	59%	Finley High School	8	5	1C	5	1	4	0	14.0	7	13.0	82	16.2	29.2	0	M	60	110	1.0	350	5.46	34.933	78.172
114	D	596	365	61%	Silver Metal Investments Pty Ltd	14	10	2	4	3	4.5	0	18.5	13	15.0	79	9.5	24.5	0	M	60	180	2.0	430	5.53	35.195	78.148
131	D	516	325	63%	St Pauls College	15	10	1B	5	2	4	0	19.0	14	13.0	75	10.8	23.8	0	M	55	120	1.0	350	5.54	35.271	78.101
97	D	660	398	60%	Northern Melbourne Institute of Tafe	14	10	1B	5	1	4.5	0	19.5	16	9.0	89	12.1	21.1	0	M	75	140	3.0	560	5.53	37.190	77.794
132	D	499	304	61%	F H Steer Investments Pty Ltd	7	3	1B	5	3	3.5	0	11.5	8	15.0	82	16.7	31.7	0	M	50	120	0.2	300	5.54	34.543	77.736
69	D	676	425	63%	Longerenong College	6	1	1B	5	2	4	0	10.0	7	13.0	106	19.3	32.3	0	M	65	140	1.0	340	5.41	35.324	77.577
101	D	508	304	60%	Northern Melbourne Institute of Tafe	6	1	1C	5	2	3.5	0	9.5	7	13.0	94	20.0	33.0	0	M	60	100	0.4	300	5.58	34.514	77.014
93	D	469	308	66%	Nagle College	7	3	2	4	2	3	0	10.0	7	13.0	106	20.0	33.0	0	M	65	130	0.2	230	5.63	33.671	76.671
66	D	510	314	62%	Mr & Mrs EA & G Keen	10	8	2	4	3	4.5	0	16.5	12	15.0	71	9.6	24.6	0	M	50	150	1.8	450	5.51	35.395	76.465
57	D	508	312	61%	Glenormiston Campus-South West Int	6	1	2	4	3	3.5	0	8.5	8	15.0	84	17.1	32.1	0	M	45	130	0.6	320	5.52	34.576	75.173
112	D	524	328	63%	Silver Metal Investments Pty Ltd	10	8	3	2	3	4.5	0	14.5	12	15.0	75	10.8	25.8	0	M	65	150	1.4	390	5.63	34.548	74.604
60	D	520	330	63%	Glenormiston Campus-South West In	8	5	2	4	2	4	0	13.0	9	15.0	78	12.1	27.1	0	M	70	110	0.1	230	5.53	34.081	74.151
90	D	512	301	59%	Nagle College	10	8	3	2	3	4	0	14.0	8	15.0	70	10.2	25.2	0	M	60	110	0.1	200	5.55	33.629	72.815
100	D	654	410	63%	Northern Melbourne Institute of Tafe	9	7	1C	5	1	4	0	16.0	16	9.0	93	13.3	22.3	0	M	65	140	0.1	230	5.52	34.510	72.782
32	D	512	302	59%	Finley High School	8	5	1C	5	2	4.5	0	14.5	7	13.0	70	10.1	23.1	0	M	65	110	1.0	360	5.52	34.933	72.529
102	D	650	400	62%	Northern Melbourne Institute of Tafe	7	3	2	4	2	3.5	0	10.5	11	15.0	85	9.7	24.7	0	M	60	140	0.2	300	5.56	34.562	69.723
10	D	516	316	61%	Billabong High School	15	10	2	4	2	4	0	18.0	15	11.0	64	5.4	16.4	0	M	75	100	0.2	260	5.50	34.495	68.928
152	D	514	311	61%	Yanco Agricultural High School	7	3	1C	5	2	4	0	12.0	11	15.0	66	7.0	22.0	0	M	50	110	0.7	320	5.53	34.576	68.593
148	D	642	397	62%	Yanco Agricultural High School	18	8	2	4	2	4	0	16.0	16	9.0	79	6.5	15.5	0	M	70	140	1.3	400	5.51	35.752	67.296
92	D	504	329	65%	Nagle College	5	0	2	4	2	2	0	6.0	4	6.0	103	20.0	28.0	0	M	60	140	0.2	240	5.53	33.714	65.714
121	D	548	365	67%	St Johns College-Dubbo	5	0	2	4	2	2	0	6.0	5	9.0	123	20.0	29.0	50	F	75	250	1.5	360	5.48	29.524	64.524
99	D	610	379	62%	Northern Melbourne Institute of Tafe	12	10	4	1	2	5	0	16.0	14	13.0	101	20.0	33.0	0	M	70	100	0.1	230	5.78	0.000	49.000
98	D	500	315	63%	Northern Melbourne Institute of Tafe	12	10	6	0	3	4	0	14.0	10	15.0	78	13.4	28.4	0	M	60	130	1.0	360	6.14	0.000	42.434
135	D	518	324	63%	Tippetts Glengryon	10	8	5	0	4	3	0	11.0	10	15.0	83	15.4	30.4	0	M	50	140	0.2	260	6.48	0.000	41.440

Disclaimer

Should an operator of the MSA / NSW DPI competition model utilise the "spare" market category, and compile score results that differ to the default options, MSA will not assume responsibility for complaints relating to competition results.

* A 5 point penalty will be allocated for carcasses above Fat Colour (FC) of AusMeat 4

* Market Spec Legend

P8 - P8 Fat (mm)
MC - Meat Colour (1a - 7)
DIST - Fat Distribution (1 - 5)

** SMY Legend

RFT - Rib Fat (mm)
EMA - Eye Muscle Area (sq cm)

*** MSA Legend

TBC - Tropical Breed Content (%)
Sex - Male or Female (M/F)
Hump - Hump Height (mm)
OSS - Ossification (100 - 590)
AUSMB - AusMeat Marbling (1 - 9)
MSAMB - MSA Marbling (100 - 1100)
pH - Meat pH (5.3 - 5.7)
FC - Fat Colour (0 - 8)


MSA Specification

To receive eating quality points, carcasses must meet minimum MSA specifications.

Reasons carcasses receive no points:

1. Rib Fat less than 3mm
2. Ossification score of 300 or greater
3. Fat Distribution inadequate
4. pH above 5.7
5. Meat Colour of 1a or greater than 3

Subscribe and receive your
FREE* Botanica gardening book.




52-week subscription from \$82.



*With your yearly subscription. \$82 for Victoria and the Riverina (\$88 interstate).

WEEKLY RESULTS

Subscribe and receive your
FREE Donalca gardening book



52-week subscription from \$82

PRINTED
IN AUSTRALIA

*With your yearly subscription, \$32 for Victoria and the Riverina (\$63 interstate)



THE ROYAL AGRICULTURAL SOCIETY OF VICTORIA LIMITED
A.B.N 66 006 728 785 A.C.N 006 728 785
MELBOURNE SHOWGROUNDS, EPSOM ROAD, ASCOT VALE, VICTORIA 3032, AUSTRALIA.
TEL: +61 3 9281 7444 FAX: +61 3 9281 7592
rasvadmin@rasv.com.au
WWW.RASV.COM.AU