



**Prime Lamb  
Carcase  
Competition**

*2007 Catalogue of Results*

Proudly presented by

**RAS**



2007

# Prime Lamb Carcase Competition

Proudly presented by The Royal Agricultural Society of Victoria Limited

## CONTENTS

Office Bearers	2
Introduction	3
Judging Process	4

## RESULTS

Award Winners	5
Carcase Weight (kg) and Lean Meat Yield (%)	6
Carcase Weight (kg) and Carcase Premium (c/kg)	6
Lean Meat Yield (%) and Carcase Premium (c/kg)	7
Lean Meat Yield (kg) and Carcase Premium (c/kg)	7
Summary of 2007 Entries	8 & 9
Comparative Results from 2006	10
Comparative Results from 2005	11
List of Exhibitors	12



## OFFICE BEARERS

### **The Royal Agricultural Society of Victoria Limited**

ACN 006 728 785

Melbourne Showgrounds, Epsom Road, Ascot Vale, Victoria, 3032, Australia

T: 03 9281 7444

F: 03 9281 7592

E: rasvadmin@rasv.com.au

### **LIST OF OFFICE BEARERS 2007 - 2008**

(As at 31/3/08)

#### **PATRON**

Professor David de Kretser, AC  
Governor of Victoria

#### **BOARD OF DIRECTORS**

C.J. Fox (Chair)	B.E. Laws
S.C. Spargo	G.J. Phillips
I.I. Bucknall	J.A. Potter
M. Carroll	P.F. Sheldrake
R.C.E. Cust	

#### **PRESIDENT**

C.J. Fox

#### **CHIEF EXECUTIVE**

M. O'Sullivan

#### **COMPANY SECRETARY/CHIEF OPERATING OFFICER**

A. Mansour



The Royal Agricultural Society of Victoria (RASV) is delighted to announce the results of the 2007 RASV Prime Lamb Carcase Competition.

It is fitting that these results can be announced in partnership with MLA, given their ongoing support of the Prime Lamb Carcase program. We acknowledge the efforts of the organising committee of the Kyneton Meat Profit Day, and extend our congratulations on delivering a successful forum for the red meat industry.

The RASV is extremely grateful to our principal partners in the program, Castricum Brothers of Dandenong, for their services and continued commitment to the delivery of this important industry-relevant awards program.

We also acknowledge the ongoing sponsorship and support from The Weekly Times.

Through this program, competition entrants have consigned more than 75,000 lambs to Castricum Brothers for inclusion in this competition since 2002. This is an outstanding improvement from its predecessor, which was a Pen of Three competition at the Royal Melbourne Show. The current model, which requires a minimum consignment of 200 lambs, is a more accurate representation of industry standards and practice.

The Prime Lamb Carcase Competition is just one of a suite of awards, competitions and benchmarking programs at the RASV, which includes The Weekly Times Farm Business Awards and the Genetics Australia Share Dairy Farmer Awards, to name a few.

We thank those acknowledged in this catalogue for their support of this program, congratulate the winners and placegetters on their outstanding achievements and wish all participants continued success.

Regards

A handwritten signature in black ink, appearing to read 'Mark O'Sullivan'. The signature is written in a cursive, flowing style.

**Mark O'Sullivan**

Chief Executive Officer

The Royal Agricultural Society of Victoria Limited

## COMPETITION OVERVIEW

The RASV Prime Lamb Carcase Competition was conducted for the sixth time in 2007, with entries and standards again eclipsing those of previous years. The program has come a long way since its inception in 2002 when it had 17 entries with just over 4,400 lambs judged. This year's competition saw 59 consignments assessed, comprising over 19,000 lambs from across Victoria, South Australia and New South Wales.



The Prime Lamb Carcase Competition provides producers with the opportunity to benchmark their operations against other producers and industry standards. The program promotes Australian prime lamb production of an export standard by rewarding heavier lambs which carry a high yield of lean meat. The commercial focus of the competition enables entrants to benchmark their performance and make future management decisions accordingly.

Entry to the competition requires consignments to be at least 200 lambs and within the 20-30kg carcass weight range. These consignments are processed at Castricum Brothers abattoir in Dandenong and assessed using the Australian-developed electronic carcass evaluation system, VIAscan.

VIAscan enables the distinction between lambs with comparatively more meat than lambs of the same weight that are fatter and lower yielding. Measurements are achieved through assessing the lean meat yield based on

carcass weight, loin content, estimated fat depth and distribution through video image analysis. This presents VIAscan as a relevant and valuable source of information for producers in performance evaluation where weight and leanness drive dollar returns for lamb producers selling over-the-hooks. Outstanding carcasses will achieve both high carcass weight and lean meat yield and are rewarded due to the high processing efficiency they present.

Par value is used to cost carcasses and is issued on a per kg basis. Using a grid system which incorporates Carcass Weight, Lean Meat Yield (%) and adjustments for above average Meat Yield scores, carcasses are either determined to be discount, at par value or premium. Discounts and premiums are kept constant and issued plus or minus \$0.20/kg based on par value. For instance, if par value is \$3.46/kg and a carcass is deemed to warrant premium from the grid system, the carcass will be valued at \$3.66/kg. Par value is not a fixed price and can vary depending on the time of year or season.

After all carcasses in a consignment have been categorised as discount, par value or premium, the average price per carcass is determined. The average price per carcass is drawn from the total amount paid for all carcasses (taking into account premiums and discounts) and then divided by the total consignment size. This average price per carcass is then compared with the standard over-the-hooks payment and is referred to as the 'Over the Hooks Comparison'. The difference between these two values is the total premium return per carcass.

The consignment with the highest premium return per carcass above the standard over-the-hooks quote is designated the winner of the RASV Prime Lamb Carcase Competition.

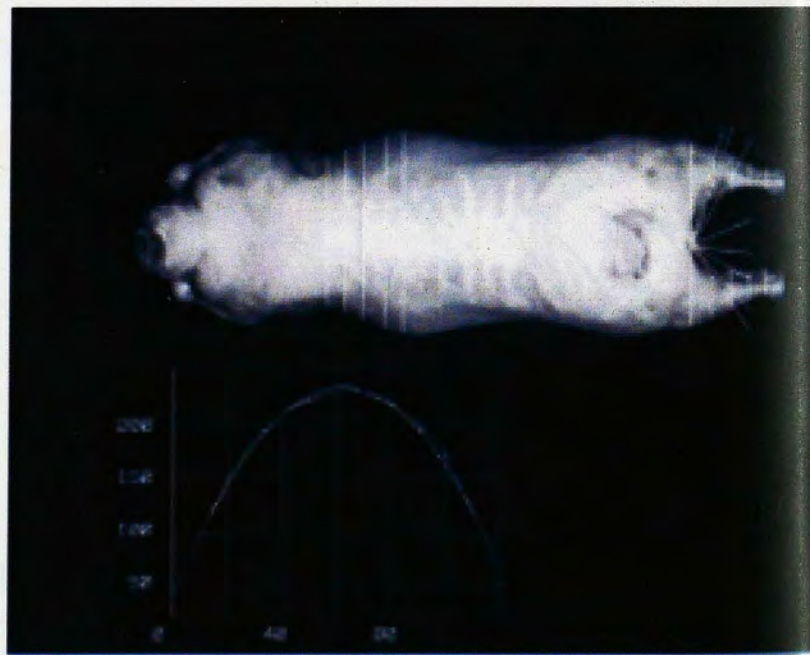


Figure 1.2 Carcass image produced by VIAscan

FIRST PLACE

**Uondo Pastoral Company Pty Ltd**

**KERANG, VIC**

Sire(s): Poll Dorset / East Friesian

Dam(s): Merino / East Friesian

Average Carcase Weight (kg): 26.50

Average Lean Meat Yield (%): 55.7

\$4.48 Total Premium per Carcase

SECOND PLACE

**Mt Elephant Station**

**DERRINALLUM, VIC**

Sire(s): Coopworth / Poll Dorset / East Friesian

Dam(s): Coopworth / Poll Dorset / East Friesian

Average Carcase Weight (kg): 26.52

Average Lean Meat Yield (%): 55.4

\$4.32 Total Premium per Carcase

THIRD PLACE

**Uondo Pastoral Company Pty Ltd**

**KERANG, VIC**

Sire(s): Poll Dorset

Dam(s): Merino / East Friesian

Average Carcase Weight (kg): 25.29

Average Lean Meat Yield (%): 55.9

\$4.30 Total Premium per Carcase

HIGHLY COMMENDED

**R D & H M Teagle**

**BRIMBOAL, VIC**

Sire(s): SAMM

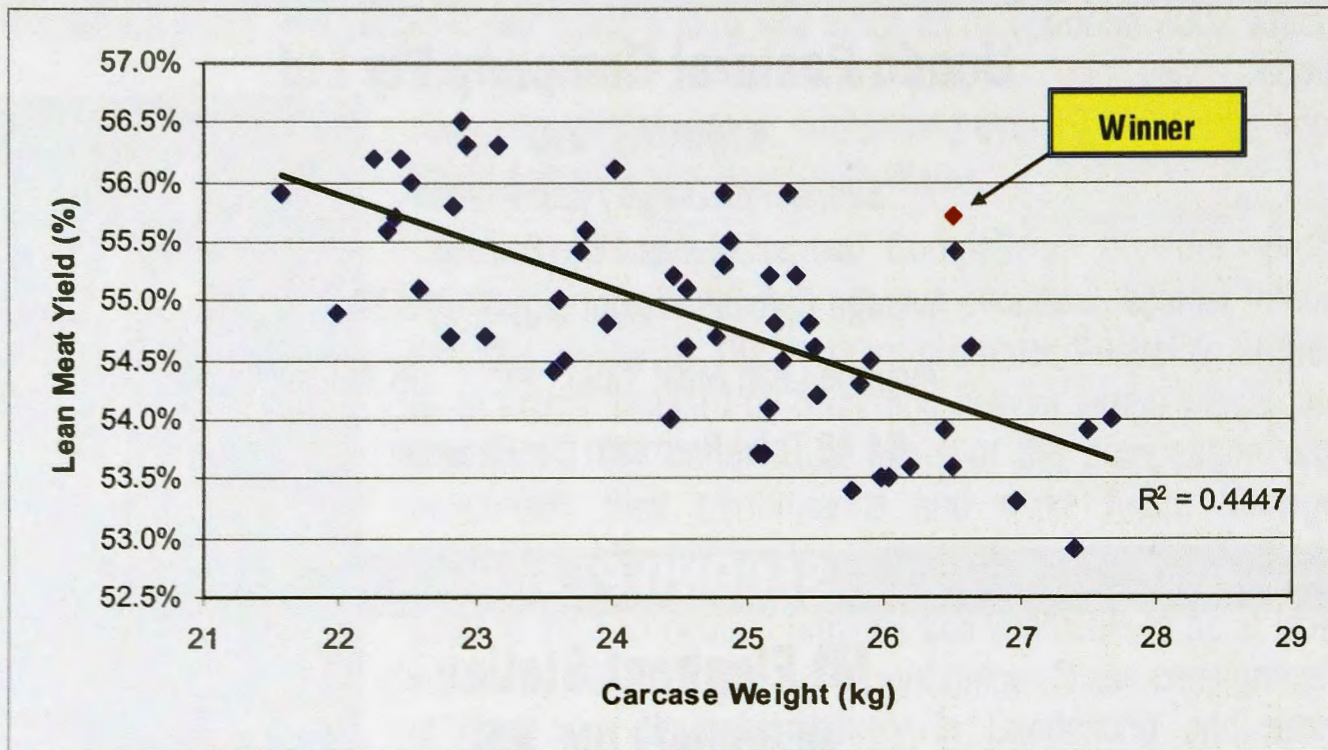
Dam(s): East Friesian / Coopworth / Merino

Average Carcase Weight (kg): 24.83

Average Lean Meat Yield (%): 55.9

\$3.84 Total Premium per Carcase

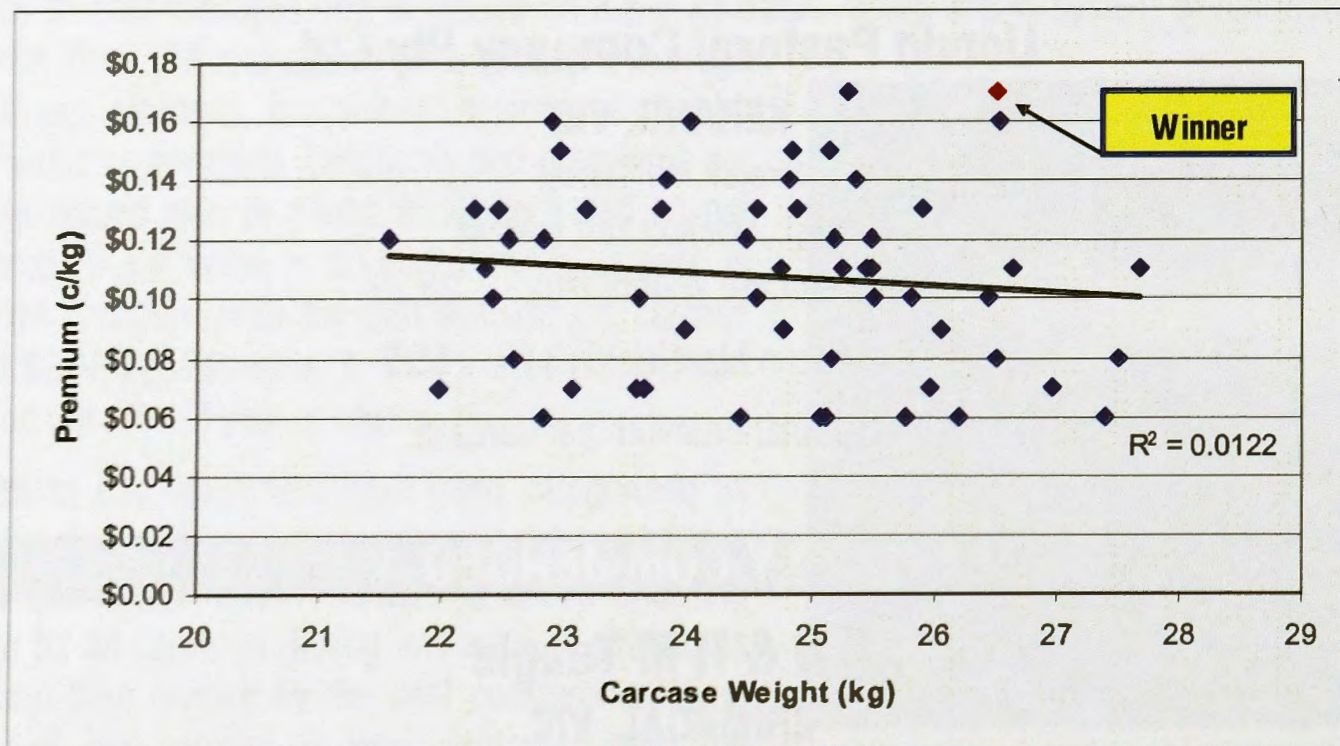
# RESULTS



**Figure 2.1** Carcass Weight (kg) vs Lean Meat Yield (%)

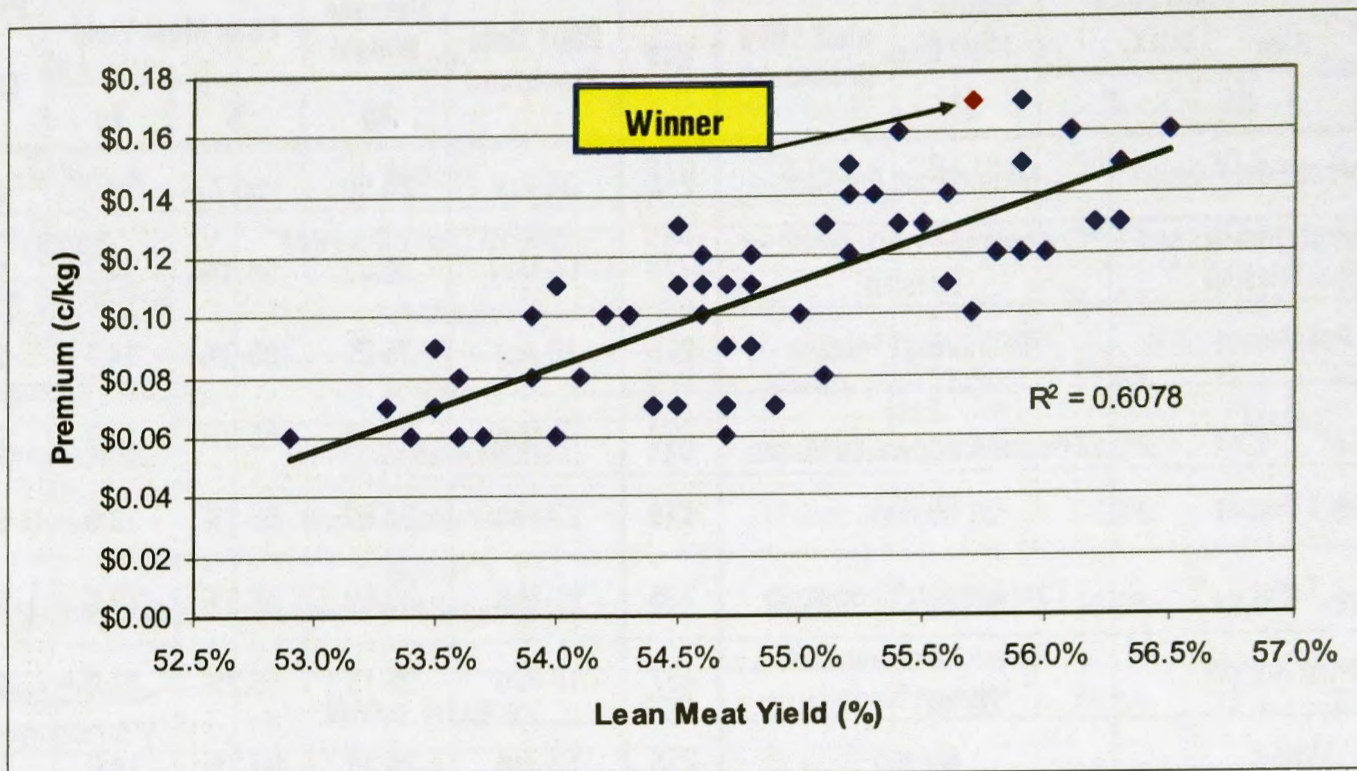
The correlation shown in Figure 2.1 (above) between Carcass Weight (kg) and Lean Meat Yield (%) is moderate. As Carcass Weight increases, the percentage of Lean Meat Yield tends to decrease. This is because carcasses that are heavier are usually also fatter and it is the fat that provides the extra weight.

The winning consignment attained the highest Lean Meat Yield percentage relative to its high Carcass Weight and was therefore rewarded by the grid system which awards premiums over par value based on heavier Carcass Weights (kg) and higher Lean Meat Yield (%).



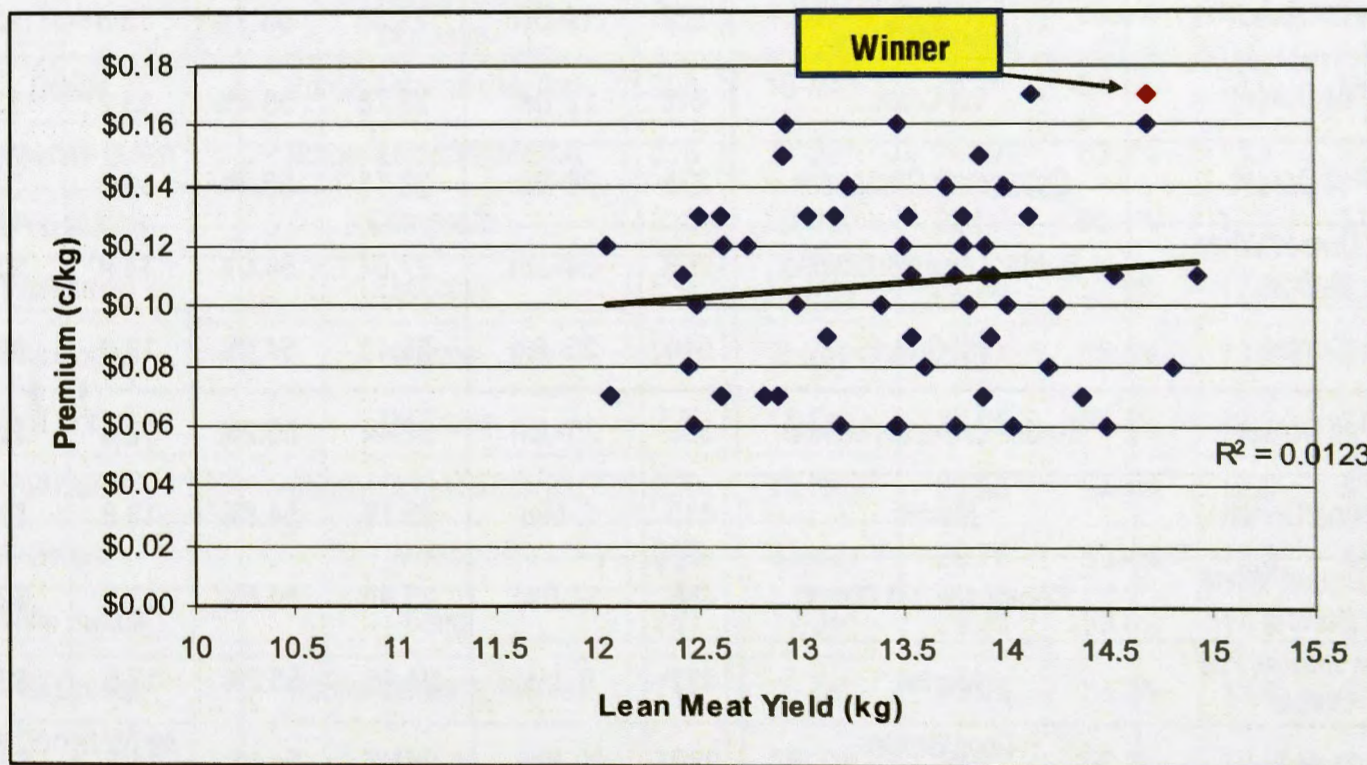
**Figure 2.2** Carcass Weight (kg) vs Premium (c/kg)

The above figure demonstrates that there is little to no correlation directly between Carcass Weight (kg) and the Premium (c/kg) assigned to the consignments. It is a misconception that heavier carcasses will always attract a higher c/kg premium and the wide data spread supports this. As carcasses get heavier they may also be fatter which reduces their value on a c/kg basis, as fat has to be trimmed resulting in discounts from par value. The winning consignment exhibits a premium much greater than others within the same weight range, indicating that although it is heavier it is comprised of a greater percentage of lean meat.



**Figure 2.3** Lean Meat Yield (%) vs Premium (c/kg)

Figure 2.3 (above) shows the strong correlation between the percentage Lean Meat Yield of the carcase and the Premium c/kg obtained. The higher yielding the carcase, the greater the reward. The winning consignment is seen to be well above most of the other consignments with both a high Lean Meat Yield percentage and a high Premium. To then obtain a high carcase premium the consignment must have a high weight associated with the high lean meat yield. This was seen in the first two figures (Figures 2.1 and 2.2) which showed the winning consignment at the high end of the weight spectrum, pushing the overall carcase premium higher than the others entered (\$4.48).



**Figure 2.4** Lean Meat Yield (kg) vs Premium (c/kg)

The winning consignment received a premium of 17 c/kg and a Lean Meat Yield of 14.7 kg. It bettered the premiums received by other consignments because it was comparatively higher yielding. The consignments below the trend line attained a lower premium as the percentage of Lean Meat Yield per kilogram of Carcass Weight was relatively low.



# RESULTS

Table 1.1 Summary of 2007 Prime Lamb Entries

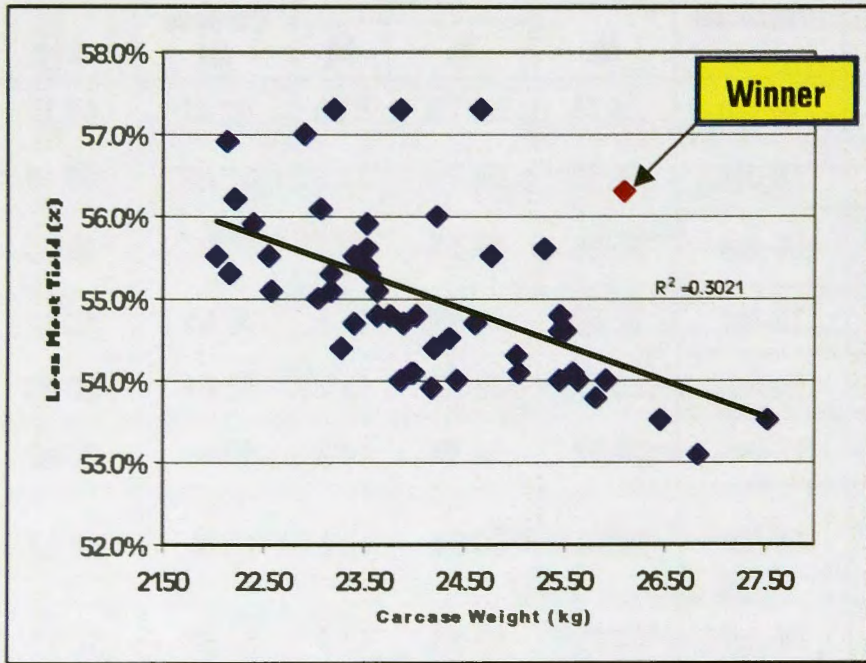
Entrant ID	Sire	Dam	QTY	2007 Date Processed	Carcase Weight kg	Lean Meat Yield		Premium per Carcase (\$)	Premium c/kg
						%	kg		
59	Poll Dorset/East Friesian	Merino/East Friesian	218	04-Apr	26.50	55.7	14.7	\$4.48	\$0.17
29	Coopworth/Poll Dorset/ East Friesian	Coopworth/Poll Dorset/East Friesian	276	17-May	26.52	55.4%	14.7	\$4.32	\$0.16
37	Poll Dorset	Merino/East Friesian	226	18-Apr	25.29	55.9%	14.1	\$4.30	\$0.17
9	SAMM	East Friesian/Coopworth/Merino	203	17-May	24.83	55.9%	13.9	\$3.84	\$0.15
54	Poll Dorset	Merino	478	27-Feb	24.02	56.1%	13.5	\$3.79	\$0.16
1	Texel	East Friesian/Coopworth	275	21-Mar	22.89	56.5%	12.9	\$3.70	\$0.16
21	White Suffolk	Border Leicester/East Friesian/Merino	457	16-Feb	25.15	55.2%	13.9	\$3.68	\$0.15
27	Dorset	Merino	228	12-Jan	25.36	55.2%	14.0	\$3.52	\$0.14
25	White Suffolk	Merino	345	6-Mar	24.82	55.3%	13.7	\$3.49	\$0.14
45	Texel	Composite	306	10-Dec	24.87	55.5%	13.8	\$3.35	\$0.13
58	Poll Dorset	Border Leicester/Merino/Dohne	380	11-Dec	22.94	56.3%	12.9	\$3.34	\$0.15
2	Poll Dorset/Texel	Coopworth cross	227	29-Nov	23.81	55.6%	13.2	\$3.30	\$0.14
34	Poll Dorset	1st Cross	254	17-Jan	25.90	54.5%	14.1	\$3.29	\$0.13
36	Poll Dorset	White Suffolk/Border Leicester/Texel	222	19-Dec	24.55	55.1%	13.5	\$3.20	\$0.13
38	Poll Dorset	1st Cross	443	12-Dec	23.78	55.4%	13.2	\$3.08	\$0.13
26	Poll Dorset	Coopworth Composite	225	26-Nov	23.16	56.3%	13.0	\$3.02	\$0.13
51	Poll Dorset/White Suffolk	Border Leicester/Merino	263	24-Jan	27.67	54.0%	14.9	\$3.01	\$0.11
56	Dorset	1st Cross	544	25-Jan	25.48	54.6%	13.9	\$2.95	\$0.12
5	Poll Dorset	Border Leicester/Merino	395	25-Jan	22.44	56.2%	12.6	\$2.93	\$0.13
23	Dohne/Dorset	Merino	433	2-Mar	25.19	54.8%	13.8	\$2.93	\$0.12
33	Poll Dorset/White Suffolk	Composite/1st Cross	455	19-Dec	25.44	54.8%	13.9	\$2.87	\$0.11
12	White Suffolk/Poll Dorset	Merino	452	9-Jan	24.46	55.2%	13.5	\$2.86	\$0.12
15	Texel	Texel/Border Leicester/Merino	277	29-Nov	26.63	54.6%	14.5	\$2.85	\$0.11
14	White Suffolk	Merino	296	10-Jan	22.25	56.2%	12.5	\$2.83	\$0.13
48	White Suffolk/Dorset	Merino	269	31-Jan	22.83	55.8%	12.7	\$2.82	\$0.12
30	Poll Dorset/White Suffolk	1st cross/Composite	640	4-Feb	25.48	54.6%	13.9	\$2.72	\$0.11

**Table 1.1 (continued) Summary of 2007 Prime Lamb Entries**

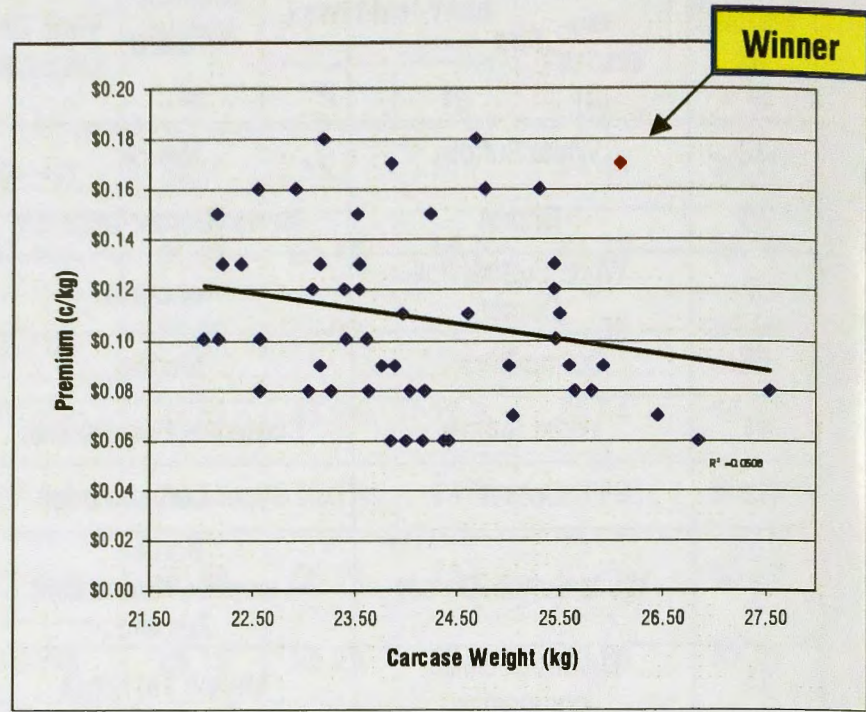
Entrant ID	Sire	Dam	QTY	2007 Date Processed	Carcase Weight kg	Lean Meat Yield		Premium per Carcase (\$)	Premium c/kg
						%	kg		
32	White Suffolk	Merino	419	12-Feb	24.76	54.7%	13.5	\$2.71	\$0.11
13	Dorset	Merino/Border Leicester	484	16-Jan	25.50	54.2%	13.8	\$2.68	\$0.10
8	White Suffolk/Poll Dorset	1st cross	268	25-Jun	25.25	54.5%	13.8	\$2.67	\$0.11
28	Dohne/Dorset	Merino	299	10-Apr	21.56	55.9%	12.1	\$2.66	\$0.12
11	White Suffolk	Corriedale/East Friesian	250	15-Feb	26.45	53.9%	14.3	\$2.64	\$0.10
41	Dorset	Super Border/Merino	473	17-Dec	25.82	54.3%	14.0	\$2.63	\$0.10
3	White Suffolk/Dorset	Border Leicester/Merino/East Friesian	397	15-Feb	22.53	56.0%	12.6	\$2.60	\$0.12
24	Dorset/Coolalee composite	Merino 1st Cross	233	24-Apr	22.35	55.6%	12.4	\$2.52	\$0.11
49	Dorset / White Suffolk	Coopworth / East Friesian	359	14-Nov	23.61	55.0%	13.0	\$2.47	\$0.10
42	White Suffolk	Merino	209	11-Jan	24.55	54.6%	13.4	\$2.39	\$0.10
7	Hampshire Down	Merino/Border Leicester	453	12-Jan	26.04	53.5%	13.9	\$2.26	\$0.09
35	White Suffolk	Border/Merino	337	23-Jan	23.96	54.8%	13.1	\$2.25	\$0.09
55	Poll Dorset	1st Cross	336	18-Dec	22.41	55.7%	12.5	\$2.23	\$0.10
22	Texel	Border Leicester/Merino	443	5-Dec	24.77	54.7%	13.5	\$2.21	\$0.09
17	Poll Dorset	East Friesian/Texel/Corriedale	299	26-Nov	26.51	53.6%	14.2	\$2.13	\$0.08
40	Texel	East Friesian/Border Leicester	241	12-Jun	27.50	53.9%	14.8	\$2.10	\$0.08
10	Dorset	Border Leicester/Merino	308	15-Mar	25.16	54.1%	13.6	\$1.91	\$0.08
6	Hampshire Down	Border Leicester/Merino	215	11-Jan	26.97	53.3%	14.4	\$1.89	\$0.07
50	White Suffolk	Composite	310	20-Dec	22.59	55.1%	12.4	\$1.82	\$0.08
18	Poll Dorset	1st Cross	631	15-May	27.40	52.9%	14.5	\$1.75	\$0.06
31	Poll Dorset	Merino	230	9-Nov	25.97	53.5%	13.9	\$1.74	\$0.07
46	Poll Dorset	1st Cross	225	18-Dec	23.65	54.5%	12.9	\$1.73	\$0.07
39	Poll Dorset	Border Leicester/Merino	230	10-Dec	23.58	54.4%	12.8	\$1.68	\$0.07
44	Dorper	Merino	209	31-Jan	25.77	53.4%	13.8	\$1.66	\$0.06
16	White Suffolk	Bond	361	12-Jan	26.20	53.6%	14.0	\$1.65	\$0.06
47	Poll Dorset	Border Leicester/Merino	718	8-Jan	23.06	54.7%	12.6	\$1.58	\$0.07
4	Poll Dorset/White Suffolk	Merino	309	15-Jan	25.11	53.7%	13.5	\$1.56	\$0.06
52	Poll Dorset	Border Leicester/Merino	258	18-Jan	21.98	54.9%	12.1	\$1.50	\$0.07
53	1st Cross	1st Cross	298	20-Feb	24.43	54.0%	13.2	\$1.45	\$0.06
43	Coolalee composite	Merino	334	3-May	22.81	54.7%	12.5	\$1.41	\$0.06
57	Poll Dorset	Merino	396	15-Feb	25.08	53.7%	13.5	\$1.38	\$0.06

# COMPARATIVE RESULTS FROM 2006

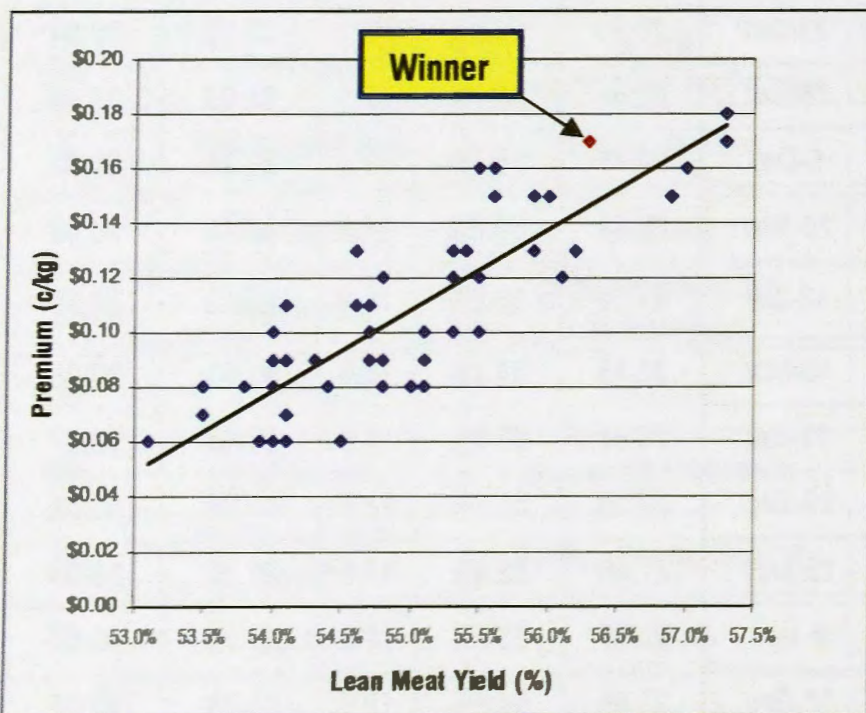
Results of the **2006 Competition** are presented in Figures 3.1 to 3.4.



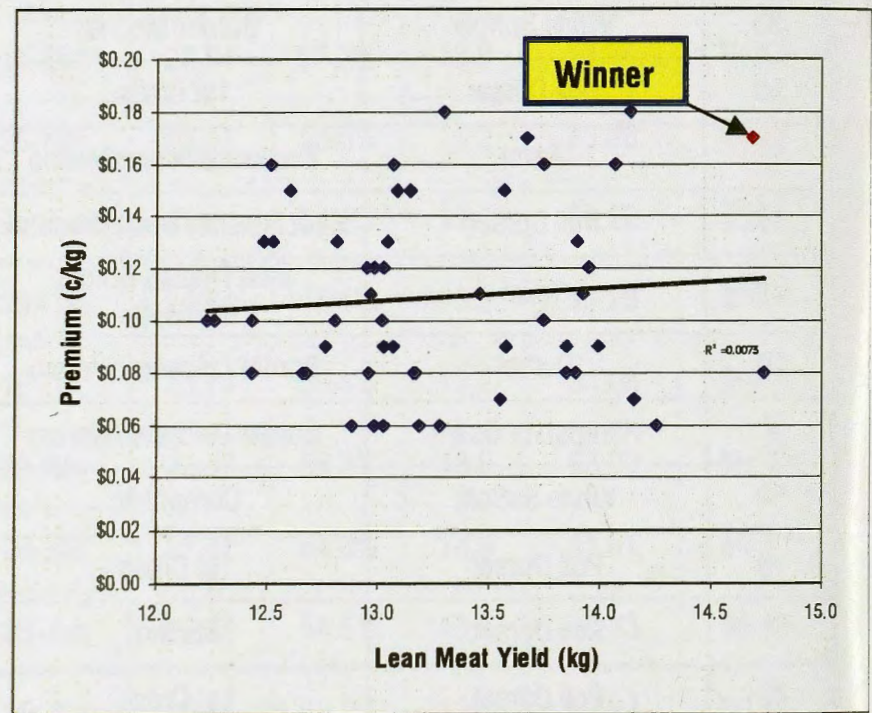
**Figure 3.1** Carcase Weight (kg) vs Lean Meat Yield (%)



**Figure 3.2** Carcase Weight (kg) vs Premium (c/kg)



**Figure 3.3** Lean Meat Yield (%) vs Premium (c/kg)



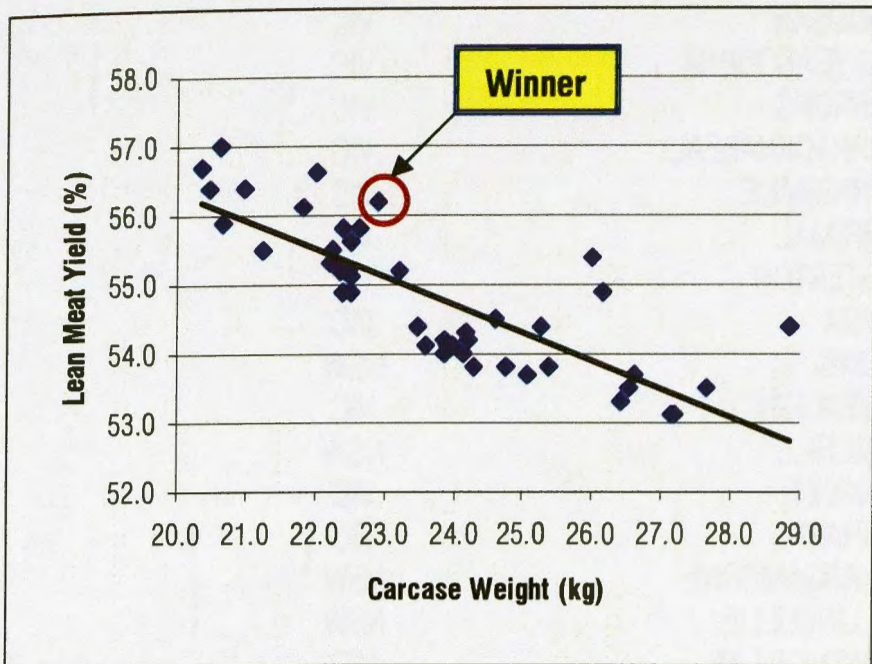
**Figure 3.4** Lean Meat Yield (kg) vs Premium (c/kg)

While in general heavy carcasses will earn more for everybody in the chain, it is much better to have heavy carcasses that contain maximum saleable product. More money is earned from a lean heavy carcass than a heavy carcass with a higher percentage of fat.

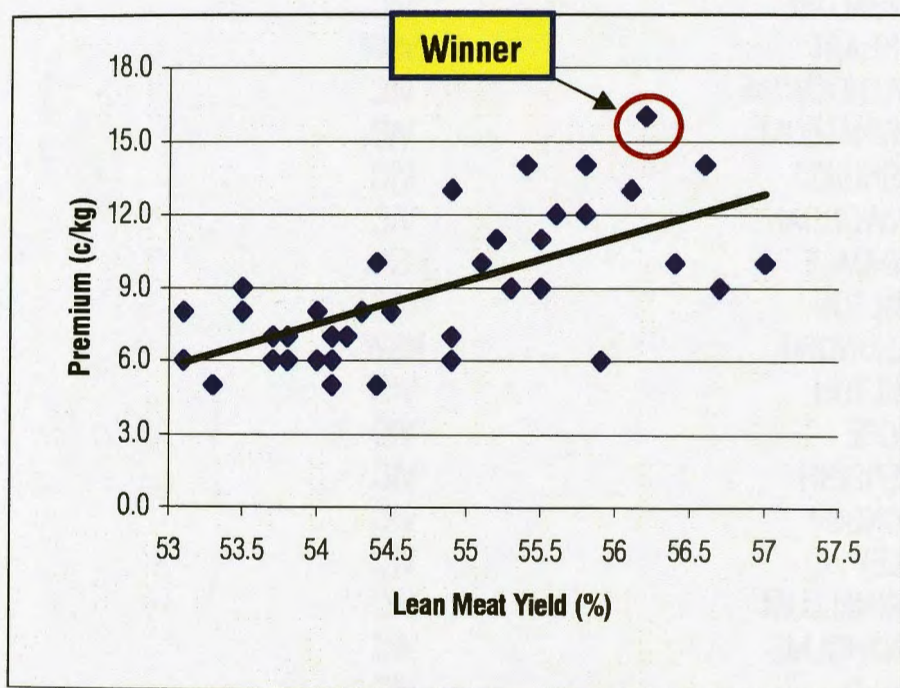
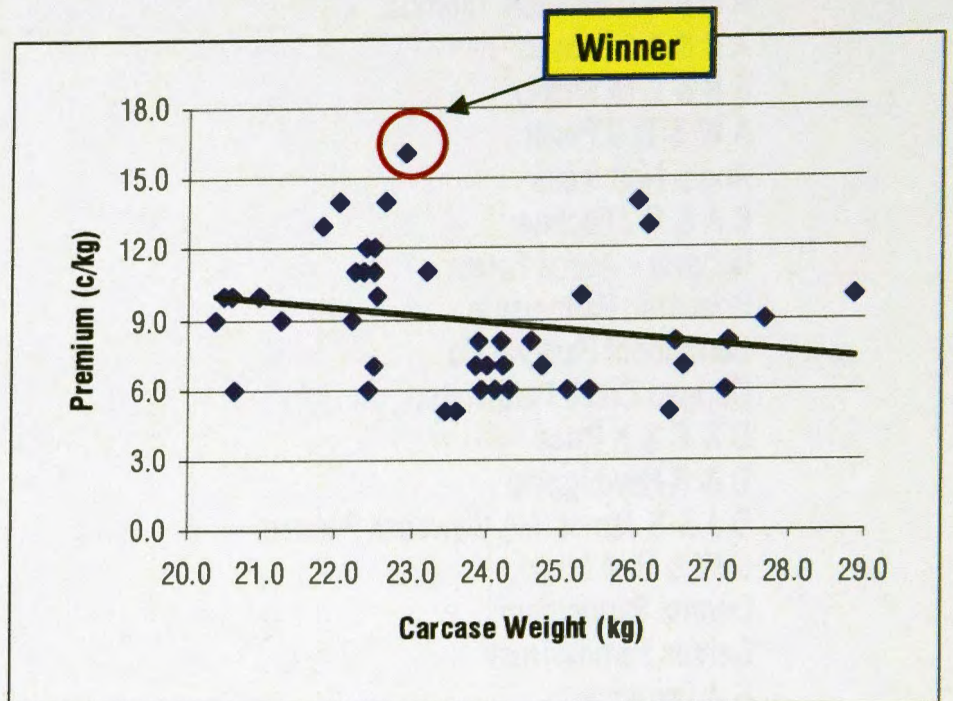
The 2006 results show an increase in carcass quality from 2005 with the overall winner being a clear cut above the rest. In comparison, the 2007 winner had an even higher average carcass weight than that achieved in 2005 or 2006.

# COMPARATIVE RESULTS FROM 2005

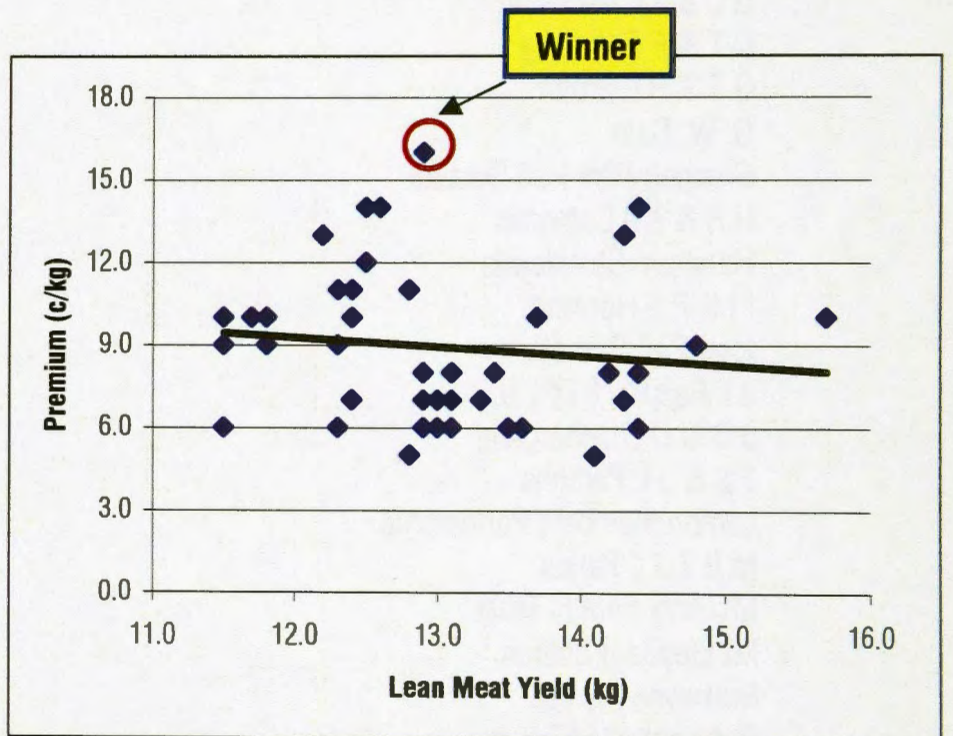
Results of the **2005 Competition** are presented in Figures 4.1 to 4.4.



**Figure 4.1** Carcass Weight (kg) vs Lean Meat Yield (%)



**Figure 4.3** Lean Meat Yield (%) vs Premium (c/kg)



**Figure 4.4** Lean Meat Yield (kg) vs Premium (c/kg)

**Table 1.2** Data comparison of consignments from 2005, 2006 & 2007

Average	Carcass Weight kg	Lean Meat Yield		Premium per Carcass (\$)	Premium c/kg
		%	kg		
2007	24.66	54.8%	13.5	\$2.64	\$0.11
2006	24.11	55.1%	13.3	\$2.61	\$0.11
2005	23.76	54.8%	13.0	\$2.12	\$0.09

While the Lean Meat Yield has not experienced significant growth over the last three years of the competition, there has been a clear increase in average carcass weight. Producers are averaging a consistently higher carcass weight while still maintaining the lean meat yield percentage. This in turn is incurring an increase in the average premium per carcass without requiring a great deal of change to the premium per kg.

## INDEX OF 2007 EXHIBITORS

A & S Jones Family Trust	SALE	VIC
A J, B L & L J Mann	PYRAMID HILL	VIC
A P & N L Rentsch 'Yalimba'	PENSHURST	VIC
A R & A J Missen	WOODSIDE	VIC
A R & C M Strang	TALLYGAROPNA	VIC
A W & D G Pevitt	WARRONG	VIC
Angip Nominees	WARRACKNABEAL	VIC
B A & S J Fechner	BAIRNSDALE	VIC
Banavie - Avoca Forest	BERRIMAL	VIC
Boonaroo Partnership	CASTERTON	VIC
Burradoo Pastoral Co	EUROA	VIC
Cudgell Creek Partnership	YOUNG	NSW
D & C & K Price	CAVENDISH	VIC
D & R Newbigging	PEAK HILL	NSW
D J & S James T/A Viewbank Partners	BUNGEET	VIC
D W & R M Muir	HEXHAM	VIC
Denma Partnership	GULARGAMBONE	NSW
Dennis Family Trust	COLLINGULLIE	NSW
G A Ferguson	STRATHKELLAR	VIC
G D Lawson	LOCKHART	NSW
G L & J L McSwain	MILDURA	VIC
G T & F E Hateley	MANGALORE	VIC
G T & R L Smith	LOCKHART	NSW
G. W. Cain	STRATHDOWNIE	VIC
Glennon Park Poll Dorsets	DERRINALLUM	VIC
H R & K J Cameron	PENSHURST	VIC
Horsham Stockfeeds	WONWONDAH	VIC
I I & P E Hocking	LUCINDALE	SA
Icon Poll Dorsets	HAMILTON	VIC
J L Ralston PTY LTD	WALBUNDRIE	NSW
J O & D L Uebergang	HAMILTON	VIC
J S & J L Parsons	ELMORE	VIC
Lambnchampers Partnership	CAVENDISH	VIC
M B 7 T J Parker	LANGKOOP	VIC
McGinty Family Trust	APSLEY	VIC
Mt Elephant Station	DERRINALLUM	VIC
Nulkwyne Pty Ltd	BRANXHOLME	VIC
Old Kimbolton Estate	DONALD	VIC
P N & M D March	KADINA	SA
P W & L L White	KYNETON	VIC
R D & H M Teagle	BRIMBOAL	VIC
R J & P D Paget	EUROA	VIC
Ramps Ridge Rural	HAY	NSW
Rosetta Downs	ROSEDALE	VIC
Rosewood Station Pty Ltd	BARMEDMAN	NSW
S J & N M Robinson	CROXTON EAST	VIC
Sudholz Farm	KOTUPNA	VIC
T A & V K McMahon	TULLAMORE	NSW
T H & Y A Correll	NARACOORTE	SA
The Firs Vic Pty Ltd	STRZELECKI	VIC
The Point Pastoral Business Trust	BIRREGURRA	VIC
Uondo Pastoral Co Pty Ltd	KERANG	VIC
W & M & B W Rennie	LONGWOOD	VIC
W I & K L Eldridge	DARLINGTON	VIC
Woolardene Partnership	DARLINGTON	VIC

**The Prime Lamb Carcase Competition  
is proudly sponsored by**



**Proudly supported by**

